

# Year 1 Newsletter

**1L:** Mr. Linton  
**1HG:** Mrs. Haybourne and Mrs. Goodhew  
**Teaching Assistants:** Mrs Musha,  
Mrs Harrison Mr. Boorman, Mrs. Calver, Mrs.  
Turner and Mrs. Ehrlich.

## Curriculum information

Our topic in Term 5 is

### 'Ready, steady, grow!'

In **English**, the children will practise their phonic skills in a daily phonics session.

There will be a big focus on handwriting. They will develop their sentence writing and their awareness of finger spaces, full stops and capital letters.

In **Maths**, we will be learning about multiplication and division. We will be recapping our 2 and 5 times tables as well as learning to count in our 10's. To help us with our multiplication and division, we will making and adding equal groups, arrays and doubles.

Our **Topic**, which will link our learning together, is about plants, animals and humans. We will be looking at different plants, including trees, as well as naming a variety of common animals and being able to place them in different groups including carnivores, herbivores and omnivores.

#### PSHE and SRE

The children will learn about how they grow and change and why babies need support and care as well as understanding that older children can do more by themselves. We will learn about different friendships and family dynamics and about positive caring friendships and families.

Thank you for your ongoing support. If you have any queries then please do not hesitate to speak to a member of Year 1.

## P.E is every **Wednesday**

Please make sure your child wears the correct P.E. kit into school.

Your child needs to wear a white t-shirt, red shorts, or black jogging bottoms when the weather is cold. Please could you also remove earrings on these days for health and safety



## How can you help at home?

- Listen to your child read as much as possible and share other books with them. Don't forget to ask questions about the story.
- Practise handwriting patterns.
- Practise correct letter formations.
- Practise correct number writing to 20.
- Number bonds to 20.

### Support your child with their homework for the term.

#### Water Bottles

Please could you ensure that your child brings a named drink bottle to school each day, to have in the classroom. This should contain water only, no juice or squash please.



#### Reminders

We need your help. If your child has grown out of trousers/pants/knickers that are able to be used within school we would welcome any new donations to help keep our spare uniform box stocked

## Reading and Phonics

Here are some fantastic phonics games that will really support your child:

<https://timeforphonics.co.uk/games/phase-5/unicorn-magic/>

<https://www.phonicsplay.co.uk/resources/phase/2/picnic-on-pluto>

<https://ictgames.com/mobilePage/phonicsFinder/index.html>






# Salvation

## What I should already know:

- Christians believe Jesus brings good news for all people.
- For Christians, this good news includes being loved by God, and being forgiven for bad things.
- Christians believe Jesus is a friend to the poor and friendless.
- Christians believe Jesus' teachings make people think hard about how to live and show them the right way..

## What I will learn:


- To understand and sequence the Easter story.
- To understand Christians believe Jesus rose from the dead, giving people hope of new life.
- I can recognise that Incarnation and Salvation are part of a 'big story' of the Bible. I understand the different symbols used to represent different aspects of Easter.
- Tell stories of Holy Week from the Bible and recognise a link with the idea of Salvation (Jesus rescuing people).
- Recognise that Incarnation and Salvation are part of a 'big story' of the Bible.



## Key Vocabulary



A believer in Jesus Christ and God.



A supreme being



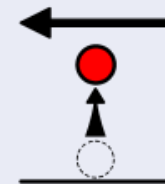
Easter



symbols

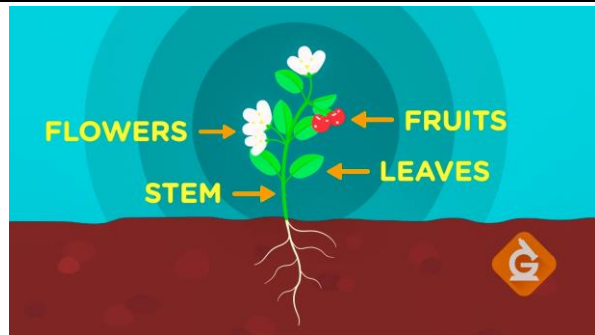


celebrate















Rose

Science Knowledge Organiser	
Year 1 – Term 5	
Topic:	Plants



A diagram of a plant with labels: FLOWERS, FRUITS, LEAVES, and STEM. The plant is shown with roots in the soil and a small orange logo in the bottom right corner.

<b>Prior learning:</b> <ul style="list-style-type: none"> <li>Most children will be aware that plants can grow from seeds and need water to grow.</li> <li>They will know the names of some common trees and garden or wild flowers.</li> <li>They will know the names of some parts of plants e.g. leaves, flowers and tree trunks.</li> </ul>		 tree	 trunk	 bark
<b>What I will know by the end of the unit :</b> <ul style="list-style-type: none"> <li>Identify and name a variety of common wild and garden plants, including deciduous and evergreen trees</li> <li>Identify and describe the basic structure of a variety of common flowering plants, including trees.</li> </ul>		 flower	 petal	 fruit
<b>Skills/Working Scientifically:</b> <ul style="list-style-type: none"> <li>Observing closely, using simple equipment</li> <li>Identifying and classifying</li> <li>Gathering and recording data to help in answering questions.</li> </ul>		 stem	 leaf	 seed
		 blossom	 grow	 sunlight

# Ready Steady Grow

## What I should already know

Children will have experience of exploring the natural world around them, making observations and drawing pictures of animals and plants; They have experience with different painting and drawing methods. Children can use a range of techniques to create different line and textures. Children are able to mix primary colours to create secondary colours. Children have started to research artists and share their opinions about their artwork

## What I will learn

Children will learn to identify and name a variety of common and wild garden plants, including deciduous and evergreen trees. They will also be able to identify and describe the basic structure of a variety of common flowering plants and trees. Children will learn about where our food comes from and the role of plants within this. During our art lessons children will learn about the art of Georgia O'Keefe and will develop their understanding of using paint brushes to make different marks. Children will also plan and design their own dream gardens!

Year 1  
Term 5



What would your dream garden look like?



Common plants



Wild plants



Deciduous



Evergreen



Leaf



Root



Branch



Petal



Flower



Fruit



Vegetables



Bulb and seed



We will be working hard in our classroom garden. If you can donate any plants or seeds to us we would really appreciate it.





Year 1 Term 5

## Design technology DT- Food Technology

### What I should already know:







- To know what foods are healthy or unhealthy
- To be able to name and sort foods into the five groups in The Eatwell plate

### What I will learn:

- To understand that all food comes from plants or animals
- To know that everyone should eat at least five portions of fruit and vegetables every day
- How to prepare simple dishes safely and hygienically, without using a heat source

#### Key Facts

- Food comes from animals and plants
- We should eat 5 fruit or veg a day

Key Vocabulary	
	wrap
	healthy
	animal
	Plant
	eating
	Health and safety