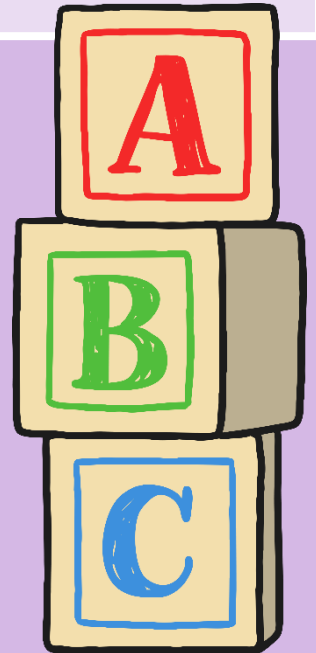


Year One

Phonics Screening Check

A Guide for Parents



What is Phonics?

Children begin to learn phonics (sounds) in early years, both nursery and reception. Once children begin learning sounds, these sounds are used orally to identify and make words. They will then begin to learn the letters which make each of the sounds and these are used to read and spell words.

Once children begin learning sounds, these sounds are used orally to identify and make words. They will then begin to learn the letters which make each of the sounds and these are used to read and spell words.



chapter
menu

next
page

Saying the sounds

What Happens During the Test?

The test contains 40 words. Each child will sit one-to-one and read each word aloud to a teacher. The test will take approximately 10 minutes per child, although all children are different and will complete the check at their own pace. The list of words the children read is a combination of 20 real words and 20 pseudo words (nonsense words).



chapter
menu

next
page


**Phonics Screening- children read
40 words.**

Key stage 1

Phonics screening check

Pupils' materials

reb



wup



jub



eps



chop

sing

dart

shock

To help us feel used to this approach we play the alien game.

flisp




braint



scrid



splote



delay

modern

saucers

charming

Reporting to Parents

By the end of the summer term all schools must report each child's results to their parents. They will also confirm if the child has met the standard threshold. Children who do not achieve the expected level will retake the test when they are in Year 2.



chapter
menu

next
page

How Are the Results Used?

Results from the check will be used by schools to analyse their own performance and for Ofsted to use in inspections.



chapter
menu

next
page

How Can I Help My Child at Home?

- Play lots of sound and listening games with your child.
- Read as much as possible to and with your child.
- Encourage and praise – get them to have a 'good guess'.
- If your child is struggling to decode a word, help them by encouraging them to say each sound in the word from left to right.
- Blend the sounds by pointing to each one, e.g. /c/ in cat, /p/ in pat, /ng/ in sing, /ee/ in been. Next move your finger under the whole word as you say it.

Alphablocks

<https://www.bbc.co.uk/iplayer/episodes/b01cz0p1/alphablocks?seriesId=b02zc5sb>

Teach your monster to read

<https://www.teachyourmonster.org/>

Phonics play

<https://www.phonicsplay.co.uk/>

chapter
menu

next
page

How can you help at home?

Phonics Screening Practice List

Phonics Screening Practice List

Real Words	
chain	mixer
drift	slide
pound	queue
jazz	newt
fuzzy	clown
crept	thump
fuel	knock
stroke	author
feeling	haystack
shortest	cabbage

Phonics Screening Practice List

Nonsense Alien Words	
goop	lazz
olf	quipe
smeck	chirt
jimp	scroy
blies	faum
blate	spreet
dox	melp
glisp	shound
cripe	thoft
jigh	frue

Phonics Screening Practice List

Real Words	
chill	blank
start	scribe
best	phone
grit	rusty
shin	dentist
gang	starling
week	day
hooks	slide
strap	newt
trains	finger

Nonsense Alien Words	
steck	bim
hild	vap
quemp	spron
geck	blurst
ulf	voo
chom	snemp
tord	fape
thazz	jound
blan	stroft
tox	terg

Will send practice books home- read them again and again.

If you are unsure of a sound please ask us.