



Year 2 Term 4

Design Technology

Tools required:



ruler



scissors



pen



tape



glue



paper

Ways to join paper structures:



The Fold:
Fold one part over another.



Tabs:
Cut equal size tabs and alternate folds.




L Brace: A way to connect two pieces with a 90° angle

How to strengthen paper structures:



Shape cylinders



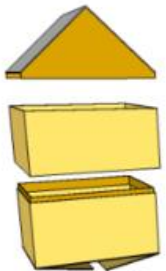
Folding



Rolling

This term, you will be choosing the best methods to make a paper Tudor house.

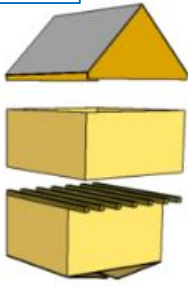
How to build a Tudor House:



Step 1



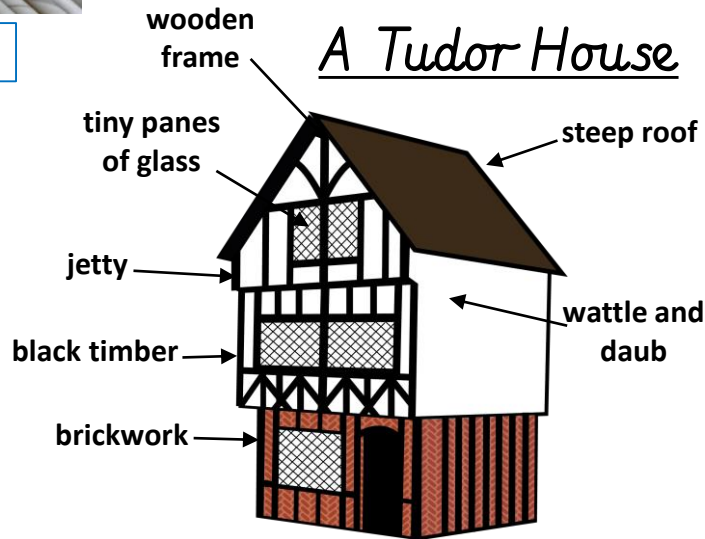
Step 2



Step 3



Step 4

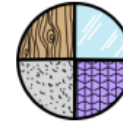


Vocabulary



Flammable

Easily catches fire.



Material

What something is made from.



Structure

How a building or object is put together.



Beam

A strong piece of wood used in Tudor houses.



Support

Something that's holds up a structure.

Previous Learning:



- How to measure and mark out.
- Use different materials like MDF and dowels.